

PT7-12UPS 12Volt 7Ah

Specifications

Nominal Voltage(V) 12V

Nominal Capacity

| | | |
|--------------|--------------------|---------|
| 20 hour rate | (0.36A to 10.50V) | 7Ah |
| 10 hour rate | (0.684A to 10.50V) | 6.422Ah |
| 5 hour rate | (1.224A to 10.20V) | 5.95Ah |
| 1 C | (7.2A to 9.60V) | 4.43Ah |
| 3 C | (21.6A to 9.60V) | 2.8Ah |

Weight Approx. 2.05kg(4.51Lbs.)

Internal Resistance (at 1KHz) Approx. 22 mΩ

Maximum Discharge Current for

5 seconds: 108A

Charging Methods at 25°C (77°F)

Cycle use:

Charging Voltage 14.4 to 15.0V

Coefficient -5.0mV/°C/cell

Maximum Charging Current : 2.1A

Standby use:

Float Charging Voltage 13.5 to 13.8V

Coefficient -3.0mV/°C/cell

Operating Temperature Range

Charge -15°C (5°F) to 40°C (104°F)

Discharge -15°C (5°F) to 50°C (122°F)

Storage -15°C (5°F) to 40°C (104°F)

Charge Retention (shelf life) at 20°C (68°F)

1 month 92%

3 month 90%

6 month 80%

Case Material ABS UL94 HB

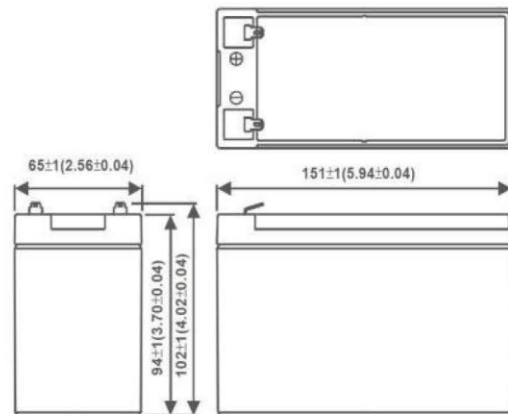
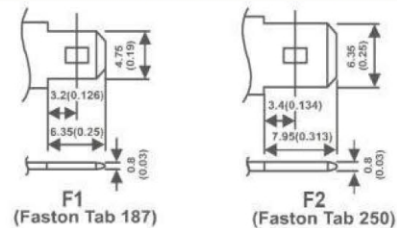
Option: Flammability resistance of (UL94 V-0)

Terminal F1 or F2 (Faston Tab 187 or 250)

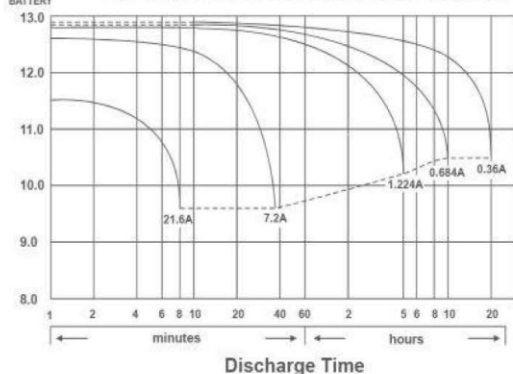


Dimensions

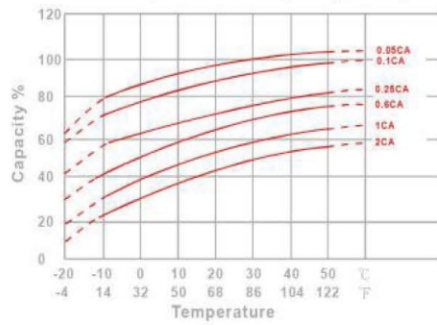
mm(inch)



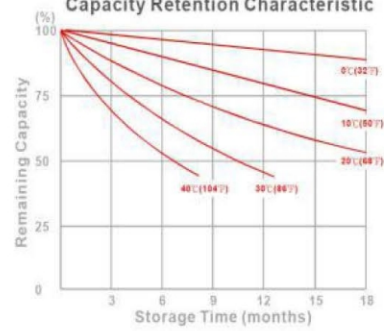
(V) FOR 12V BATTERY Discharge Time VS. Discharge Current (25°C)



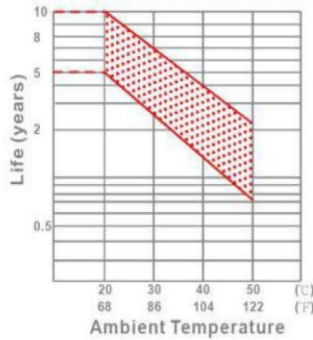
Effect of Temperature on Capacity 25°C (77°F)



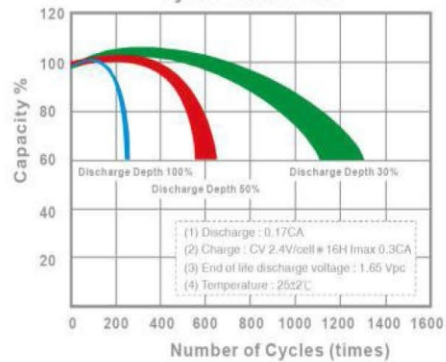
Capacity Retention Characteristic



Trickle (or float) Service Life



Cycle Service Life



- PERFORMANCE DATA

Discharge Rates in Watts to Various End Voltages at 25°C (77°F)

| Time | End Voltage | 1.85V | 1.80V | 1.75V | 1.70V | 1.67V | 1.65V | 1.60V |
|------|-------------|-------|-------|-------|-------|-------|-------|-------|
| 5 | min | 42.8 | 48.0 | 50.3 | 52.5 | 53.5 | 54.3 | 52.8 |
| 10 | min | 29.8 | 31.3 | 32.7 | 34.0 | 34.8 | 35.3 | 36.3 |
| 15 | min | 24.5 | 25.5 | 26.2 | 26.8 | 27.0 | 27.5 | 28.2 |
| 30 | min | 13.0 | 13.7 | 14.1 | 14.5 | 14.6 | 14.7 | 14.9 |
| 60 | min | 8.43 | 8.73 | 8.97 | 9.15 | 9.22 | 9.30 | 9.45 |
| 120 | min | 4.21 | 4.39 | 4.63 | 5.22 | 5.27 | 5.32 | 5.40 |
| 180 | min | 3.27 | 3.45 | 3.60 | 3.73 | 3.77 | 3.82 | 3.87 |
| 240 | min | 2.87 | 3.01 | 3.10 | 3.15 | 3.17 | 3.20 | 3.23 |
| 300 | min | 2.47 | 2.54 | 2.63 | 2.68 | 2.70 | 2.72 | 2.73 |
| 600 | min | 1.36 | 1.39 | 1.42 | 1.44 | 1.44 | 1.45 | 1.46 |
| 1200 | min | 0.694 | 0.718 | 0.737 | 0.750 | 0.755 | 0.760 | 0.770 |

- Discharge Rates in Amperes to Various End Voltages at 25°C (77°F)

| Time | End Voltage | 1.85V | 1.80V | 1.75V | 1.70V | 1.67V | 1.65V | 1.60V |
|------|-------------|-------|-------|-------|-------|-------|-------|-------|
| 5 | min | 23.5 | 26.4 | 28.1 | 29.7 | 30.5 | 31.3 | 32.6 |
| 10 | min | 16.2 | 17.0 | 18.2 | 18.6 | 18.8 | 19.1 | 19.8 |
| 15 | min | 12.5 | 13.1 | 13.6 | 13.9 | 14.0 | 14.2 | 14.5 |
| 30 | min | 6.61 | 6.92 | 7.14 | 7.30 | 7.38 | 7.45 | 7.61 |
| 60 | min | 3.98 | 4.13 | 4.25 | 4.36 | 4.39 | 4.42 | 4.48 |
| 120 | min | 2.05 | 2.14 | 2.21 | 2.27 | 2.29 | 2.32 | 2.35 |
| 180 | min | 1.63 | 1.69 | 1.75 | 1.80 | 1.82 | 1.84 | 1.87 |
| 240 | min | 1.30 | 1.37 | 1.42 | 1.45 | 1.46 | 1.47 | 1.49 |
| 300 | min | 1.11 | 1.16 | 1.23 | 1.25 | 1.26 | 1.27 | 1.28 |
| 600 | min | 0.650 | 0.680 | 0.721 | 0.728 | 0.732 | 0.737 | 0.747 |
| 1200 | min | 0.341 | 0.357 | 0.377 | 0.382 | 0.384 | 0.387 | 0.392 |

All data on the spec. sheet is an average value:

The tolerance range : $X < 6\text{min}$ (+15%~-15%), $6\text{min} \leq X < 10\text{min}$ (+12%~-12%), $10\text{min} \leq X < 60\text{min}$ (+8%~-8%), $X \geq 60\text{min}$ (+5%~-5%)